

WELCOME TO

# North

Primary School









## CONTENTS

1. **Our Ethos**
2. **The Curriculum**
3. **Lunchtime, Milk and Snacks**
4. **Uniform**
5. **About the School Day**
6. **Forms that require completion**
7. **Staff List**
8. **Dates for the academic year**
9. **Compliments or concerns**
10. **Communication**
11. **Trips and visits**
12. **Keeping well**

# Imagine, Believe, Achieve

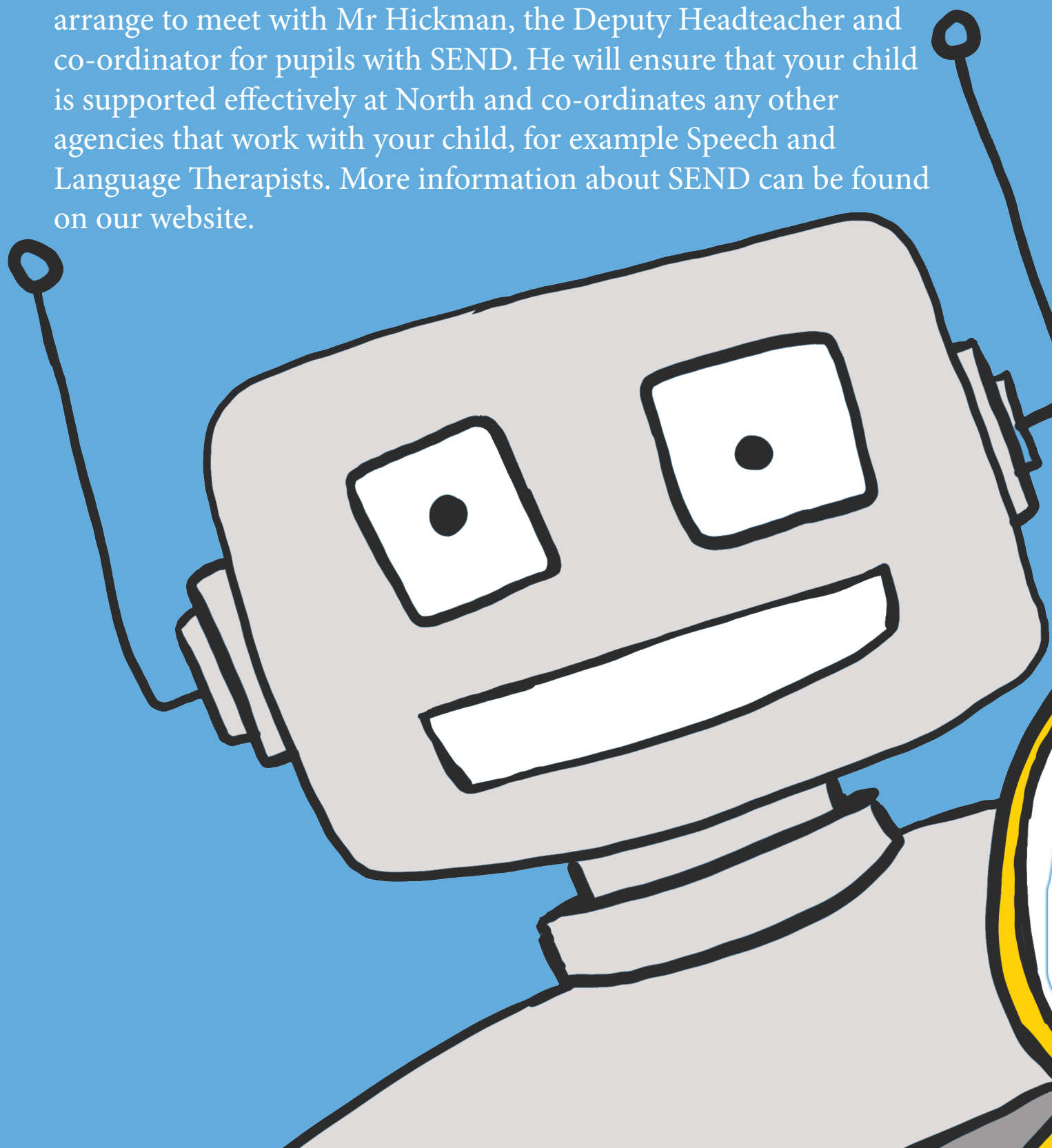
At North, we strive to foster these attributes in our children. On Thursdays, children that have demonstrated imagination, self belief or achieved something great are rewarded with a postcard in Assembly. We have a strong identity as a school, our children behave very well and have high expectations of themselves and others.





The school has a **Pupil and Family Welfare Officer**; if your child has any health concerns, please arrange to meet with Ms Maqbool to draw up a healthcare plan. If you have any family concerns, Ms Maqbool may be able to help you, or will signpost you to help.

If your child has Special Educational Needs or a Disability, please arrange to meet with Mr Hickman, the Deputy Headteacher and co-ordinator for pupils with SEND. He will ensure that your child is supported effectively at North and co-ordinates any other agencies that work with your child, for example Speech and Language Therapists. More information about SEND can be found on our website.



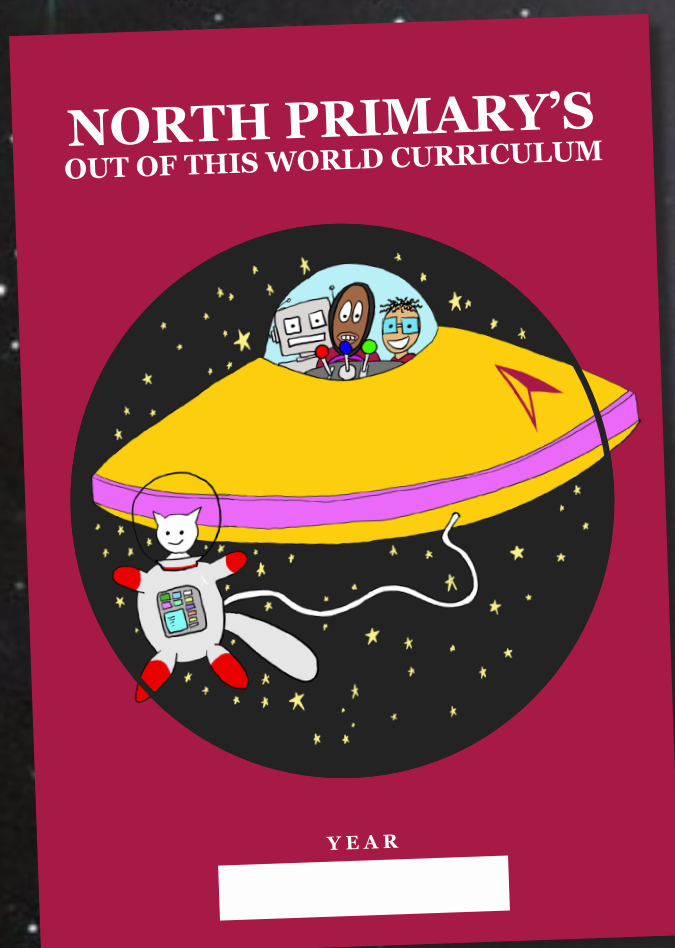
The **North Primary Out of this World Curriculum** can be found on our schools' website ([www.northprimary.co.uk](http://www.northprimary.co.uk)).

Children at North are taught through topics. The topics and their content can be found on the website.

Your child will have explicit teaching of English based on a programme called 'The Power of Reading'.

Their Literacy lessons will be based on a picture book (or children's novel, depending on their age.)

The books that they will be studying are included in the curriculum information on our website.



Your child will bring home a reading book each day. These books are levelled in colours. In Reception children read books working from lilac band, through pink & red band to yellow band. By Year 6 they should be reading at dark blue or dark red. The teacher will assess when they are ready to move up through the colour bands. Please read with your child every day and make a note in their reading record book. Your child may be asked to do online reading homework using a programme called Lexia. All children at North have access to Bug Club, where they can access online books and quizzes.



# Phonics

From Reception to year 2, we teach phonics every day. We use a scheme called 'Jolly Phonics'.



The children will learn a hand action that goes with each sound. You can hear the sounds correctly pronounced in this video clip. <https://goo.gl/D4cEU1>, this might help you to be able to support your child as they learn phonics.



## The School Handwriting Scheme

Please expect your child to write with pencil on their homework. Children are expected to be joining their handwriting during year 2.





A young boy with dark hair and glasses is sitting at a desk, looking towards the camera. He is wearing a white collared shirt. In front of him is a math worksheet with various problems and diagrams. The background is slightly blurred, showing a classroom setting with bookshelves.

## Mathematics

We teach maths using a programme called 'Mathematics Mastery'.

Children are taught to use practical methods initially and use pictures to visualise maths problems.

Your child may be asked to do maths homework online, on a website called mymaths or Symphony.





# Uniform

Please make sure that all school uniform is labelled with your child's name.

Uniform with logos on can be bought from these suppliers:  
Online @ <https://goo.gl/TVyFkK> and Fashion Mark, 18 High Street, Southall, UB1 3DA

From Reception to Year 4 your child will need a cardigan or sweatshirt with a logo and a book bag.

In years 5 and 6, children should wear a long sleeve cotton shirt with a school tie, underneath their school sweatshirt.

Trousers, skirts, white polo shirts and long sleeve shirts etc can be bought from most high street clothes stores.

- Red V neck jumper/sweatshirt or cardigan with logo
- White polo shirt (logo shirts are available, but not essential) from reception to year 6
- Grey pinafore/skirt/trousers,
- White socks/grey or red tights
- Black trainers (every day the children run a mile)
- All religious headwear or hair bands should be black, white, grey or red
- All long hair should be tied back or plaited
- In Summer red/white dresses can be worn (with white leggings if required).

The only essential accessories are the Book Bag and PE kit bag.









# THE SCHOOL DAY



## **SCHOOL STARTS AT 8:50**

**GATES OPEN AT 8:45, THE DOORS TO SCHOOL OPEN AT 8:50. ONE TRACK OF MUSIC PLAYS, BY THE END OF WHICH, CHILDREN SHOULD BE READY FOR LEARNING.**

## **SCHOOL ENDS AT 3:20**

**CHILDREN ARE RELEASED BY THE TEACHER AT THEIR CLASSROOM DOOR IN K51 AND EYFS, AND FROM THEIR TEACHER IN THE PLAYGROUND FOR K52.**






# School Lunches

# Drinks and Snacks







In EYFS and KS1 your child will receive a free snack during the day of milk and fruit and a free school dinner.

If you prefer, children can have a healthy packed lunch if provided from home.

It is advisable for all children to bring a bottle of water for during the school day. Please make sure that their bottle has their name on it.

From Year 3, school dinners have to be paid for. The easiest way to do this is via the website [https://host.cypad.net/schoolmeals\\_ealing/Index.aspx](https://host.cypad.net/schoolmeals_ealing/Index.aspx)

Your child may be eligible for free school meals, please contact the office for more information.





## Compliments or Concerns

Starting or changing schools can be complicated and you may have questions that aren't answered in this booklet.

Please always ask the Class Teacher or Teaching Professional in the first instance if your question is about learning. If you have a question about paperwork or clubs, please ask the school office.

If you are not satisfied with the answer given by either the office or the teacher, please ask to speak to the Assistant Head for either KS1 or KS2 as appropriate.

If they can't help, they will refer you to the Deputy or Headteacher.







# Communication

Follow us on

@NorthPrimary (twitter)

North Primary School (Facebook)

@northprimary (Instagram)

We will text and email you - please make sure we have the correct details.


We will email you a weekly newsletter and your child will bring home letters. You will also find these on our school website.

You can contact the school office by email: [admin@north.ealing.sch.uk](mailto:admin@north.ealing.sch.uk)


## Trips and Visits

Our curriculum is reliant on children visiting places including farms, museums, religious buildings, art galleries etc... we aim to make educational trips as cost effective as possible. It is important that your child attends these trips to access the full curriculum. For financial support (if your child is in receipt of pupil premium) please see the school office or Ms Maqbool.

In KS2 we offer residential trips. The children benefit greatly from the social experience of spending time away with their peers. We encourage all children to participate.







## Keeping Well

We have a medical room and a lot of trained first aiders. If your child has an accident, we will administer 1st aid. If your child is really unwell or we feel needs additional medical advice following an accident we will contact you.

If your child is unwell and can't come to school please ring the absence line and leave a message:  
**020 8571 7749 option 1**

If your child has vomited, please keep them off school for 48 hours to avoid spreading the virus.



